



2015

2016-030

2016 04

(

)

1

EPC

EPC

2

B

A

3

4

50

5

304,146,267

10

0.5

0

10

0

.....	2
.....	7
.....	11
.....	16
.....	31
.....	44
.....	52
.....	53
.....	63
.....	68
.....	199

/		
		2015 1 1 2015 12 31
BOT		
TOT		
PPP		
DBO		
EPC		
BOO		

			300388
	Anhui Guozhen Environment Protection Technology Joint Stock Co., Limited.		
	GZEP		
		91	
	230088		
		91	
	230088		
	www.gzep.com.cn		
	gzhb@gzep.com.cn		

	91	314	91 320
	0551-65324976		0551-65324976
	0551-65324976		0551-65324976
	lyl@gzep.com.cn		aj15156883252@163.com

	http://www.cninfo.com.cn

	16	2	4

	18 A		2014 8 1 -2018 12 31

	2015	2014		2013
	1,046,297,682.40	1,022,672,738.32	2.31%	638,230,981.46
	74,967,882.44	52,001,213.43	44.17%	57,727,930.93
	66,861,776.66	50,060,903.47	33.56%	58,044,412.37
	-316,624,954.83	33,141,734.37	-1,055.37%	-91,647,780.52
/	0.26	0.20	30.00%	0.24
/	0.26	0.20	30.00%	0.24
	9.45%	8.64%	0.81%	12.30%
	2015	2014		2013
	3,975,688,109.64	2,584,178,135.38	53.85%	2,148,171,326.69
	827,954,751.18	761,672,326.05	8.70%	479,700,582.62

	261,462,821.79	240,589,668.29	222,902,449.84	321,342,742.48

	9,192,975.75	14,298,734.70	18,612,320.04	24,757,746.17
	-100,384,169.94	-51,738,691.67	-133,386,173.03	-31,115,920.19

1

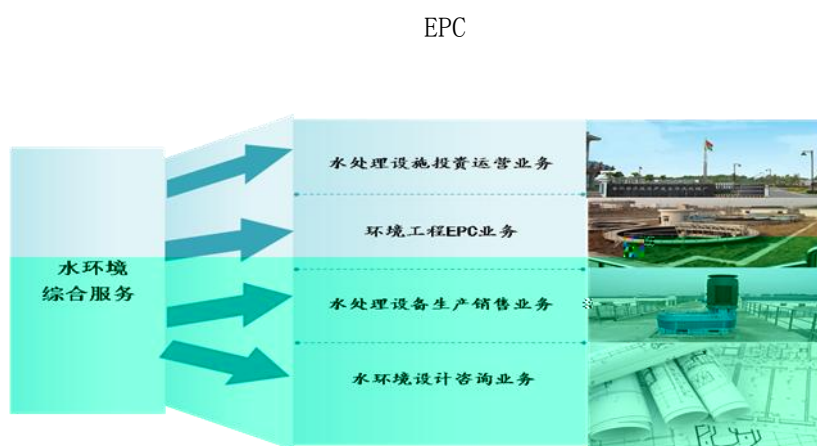
2

	2015	2014	2013	
	-19,379.31	826,684.40	1,456,099.55	
	2,820,771.28	2,196,730.75	243,808.40	
	8,382,986.22			
	-354,410.55	-226,349.37	-1,533,330.70	
	-1,287,940.07	-483,447.99	-541,179.49	
	1,452,312.44	370,944.49	-58,120.80	
	-16,390.65	2,363.34		
	8,106,105.78	1,940,309.96	-316,481.44	--

1

1

2000
2015
PPP
PPP
Environment AS
3.69
Goodtech



1

PPP BOT TOT BOO

2 EPC
EPC

EPC

3

4

7,496.79

44.17%

10.46

2.31%

2015 9

337

1

4

2010

2015 4

5

2015

61

562

2015

2015

300 /

1

2015	1,046,297,682.40	2.31%	104,838,348.90
48.68%	74,967,882.44		44.17%

1
2015

2015 PPP
 PPP
 PPP

2

8

5

2

2015

9

3

2015

16

11

2015

52

130

600

5

3

200

82 2015

4

2015

5

2015

1

2

1

	2015		2014		
	1,046,297,682.40	100%	1,022,672,738.32	100%	2.31%
	1,044,338,264.91	99.81%	1,020,485,458.33	99.79%	2.34%
	1,959,417.49	0.19%	2,187,279.99	0.21%	-10.42%
	445,173,497.55	42.55%	457,154,831.96	44.70%	-2.62%
EPC	547,850,379.87	52.36%	515,205,095.00	50.38%	6.34%
	51,314,387.49	4.90%	48,125,531.37	4.71%	6.63%
	1,959,417.49	0.19%	2,187,279.99	0.21%	-10.42%
	514,527,644.21	49.18%	623,723,030.83	60.99%	-17.51%
	252,513,176.02	24.13%	140,630,457.00	13.75%	79.56%
	76,479,824.91	7.31%	117,946,312.28	11.53%	-35.16%
	94,371,035.52	9.02%	92,537,738.86	9.05%	1.98%
	96,407,134.72	9.21%	47,835,199.35	4.68%	101.54%

2

10%

	1,044,338,264.91	744,055,017.03	28.75%	2.34%	-1.10%	2.48%
	445,173,497.55	255,549,680.79	42.60%	-2.62%	1.42%	-2.29%
EPC	547,850,379.87	454,704,685.93	17.00%	6.34%	-2.91%	7.90%
	514,527,644.21	416,824,039.90	18.99%	-17.51%	-20.29%	2.83%
	252,513,176.02	163,095,292.60	35.41%	79.56%	85.75%	-2.15%

1

3

4

1	DBO	2015
2		
		2016 8
3		
4	PPP	2015 11 10
5	BOT	
6		2016 4
7		
8		
9	PPP	5 3 80%
10	PPP	

11

PPP

2016

5

		2015		2014		
		255,549,680.79	34.35%	251,961,356.48	33.49%	1.42%
EPC		454,704,685.93	61.11%	468,321,415.80	62.25%	-2.91%
		33,800,650.31	4.54%	32,056,056.96	4.26%	5.44%

6

1

2

72.31%

2015 11

3

50.5%

2015 10

7**8**

	378,576,413.31
	36.18%

5

--	--	--	--

1		212,385,958.93	20.30%
2		53,312,554.66	5.10%
3		43,793,366.83	4.19%
4		35,663,984.44	3.41%
5		33,420,548.45	3.19%
	--	378,576,413.31	36.18%

		169,316,626.51
		22.50%

5

1		70,320,023.78	9.35%
2		50,322,200.40	6.69%
3		18,446,822.91	2.45%
4		16,654,079.42	2.21%
5		13,573,500.00	1.80%
	--	169,316,626.51	22.50%

3

	2015	2014		
	36,014,239.91	28,512,776.52	26.31%	
	79,890,621.39	63,045,848.91	26.72%	
	89,667,299.19	94,163,294.32	-4.77%	
	23,381,556.56	17,495,838.56	33.64%	2015 4,472,077.01

4

2015 2,454.20 2.35% 7.10% 2015

8

A

37kW

InfoWorks

18

2015

8

5

2

	2015	2014	2013
	79	58	36
	4.31%	3.61%	2.29%
	24,541,975.93	22,914,259.95	20,579,443.62
	2.35%	2.24%	3.22%
	0.00	0.00	0.00
	0.00%	0.00%	

99.86% 2014
1521.33% 72.31%
92.18%
42.75%

-316,624,954.83

385,705,291.09

	8					
	91,776,145.25	2.31%	27,128,435.95	1.05%	1.26%	
	17,486,099.88	0.44%	19,912,096.84	0.77%	-0.33%	
	224,183,242.53	5.64%	131,776,925.50	5.10%	0.54%	
	20,279,835.81	0.51%		0.00%	0.51%	
	562,504,400.00	14.15%	490,411,098.56	18.98%	-4.83%	
	1,023,595,047.97	25.75%	576,748,583.17	22.32%	3.43%	

2

1

721,974,200.00	38,000,000.00	1,799.93%

2

			369,274,200.00	72.31%						14,136,331.99		2015 08 28 2015-10 3
	--	--	369,274,200.00	--	--	--	--	--	0.00	14,136,331.99	--	--

3

4

5

1

2014		22,997.05	8,549.35	20,839.34	4,597.05	4,597.05	19.99%	2,193.81			0
	--	22,997.05	8,549.35	20,839.34	4,597.05	4,597.05	19.99%	2,193.81	--		0
			2014 7 7			[2014]676					
							2,206				12.14
			267,808,400.00								
37,837,870.00			229,970,530.00			2014 7 29					
			[2014]34010004								20,839.34
	2,193.81		36.1								

2

	()		(1)		(2)	(3) (2)/(1)					

1		6,000	6,000	2,023.3	6,010.17	100.00%	2016 01 01	638.07	638.07		
2		2,900	2,900	569.52	2,902.01	100.00%	2015 07 01				
BOT											
3		2,400	2,400	517.44	1,800.88	75.04%	2015 04 01	394.4	394.4		
4		4,678.05	4,678.05	627.75	4,629	98.95%	2015 02 01	586.48	586.48		
5		3,100	3,100	2,002.47	2,688.41	86.72%	2015 08 01				
BOT											
6		2,898	2,898	1,787.87	1,787.87	61.69%	2015 02 01	28.37	28.37		
TOT+ BOT											
7		1,021	1,021	1,021	1,021	100.00%	2015 03 09	110.78	110.78		
TOT+BOT											
	--	22,997.05	22,997.05	8,549.35	20,839.34	--	--	1,758.1	1,758.1	--	--
	--	22,997.05	22,997.05	8,549.35	20,839.34	--	--	1,758.1	1,758.1	--	--

1

2015 11 15

2015-139

BOT									
TOT+BO T		1,021	1,021	1,021	100.00%	2015 03 09	110.78		
		4,678.05	627.75	4,629	98.95%	2015 02 01	586.48		
	--	8,597.05	3,436.62	7,437.87	--	--	725.63	--	--

2012 1 6

TOT Q9BNC(EP)P

TOT

2015 2 27

2015

()

2

10%

			10,000,000	104,484,032. 30	39,604,476.7 2	47,558,223.7 5	15,396,396.3 2	16,887,349.8 5
			50,000,000	452,978,695. 50	155,952,572. 30	23,726,075.9 7	8,935,696.38	7,198,627.23
			26,500,000	63,337,952.8 0	32,893,222.3 6	13,051,550.5 9	6,026,237.86	5,864,818.60
			30,000,000	100,096,971. 00	63,989,025.7 0	31,316,818.9 9	11,858,500.7 7	10,189,652.4 3
			5,000,000	67,786,689.9 6	20,893,009.1 2	18,197,989.3 9	8,600,384.09	7,167,358.63
			100,000,000	473,146,203. 20	214,942,153. 30	93,370,355.1 8	23,892,615.7 6	19,549,622.4 5

		2015 11 12 2015 11 12 93,370,355.18 19,549,622.45 14,136,331.99

2015

5-10

1

2

3

4

PPP

1

2015 08 13			http://www.cninfo.com.cn/
2015 09 08			http://www.cninfo.com.cn/
2015 11 10			http://www.cninfo.com.cn/
2015 11 19			http://www.cninfo.com.cn/
2015 12 17			http://www.cninfo.com.cn/

10	1.2	2014	2014	88,226,542	2015
5 27		2015 5 28	2015 5 28	20	

10				0
10				0.5
10				0
				304,146,267
				15,207,313.35
				143,026,696.33
				100.00%
		2015		37,698,167.08
	2015		10%	3,769,816.71
119,685,531.00	2015	12 31		143,026,696.33
	2016	4 22	304,146,267	267,782,956.35
				10
				0.5

	3					
1	2014	2014 12 31	88,226,542	,	10	1.2
		10 20				
2	2015	304,146,267		10	0.5	

2015	15,207,313.35	74,967,882.44	20.29%		
2014	10,587,185.04	52,001,213.43	20.36%		
2013	0.00	57,727,930.93	0.00%		

1

			25%			
				50%		

2014 06
23

				2014 06 23		
				2014 06 23		
				2014 06 23		
		IPO	20	2014 06 23		

1

2

72.31%

2015 11

3

50.5%

2015 10



1

					1.97	1.97	0.60%	1.97			1.97		
					1.17	1.17	0.40%	1.17			1.17		
					38.36	38.36	0.60%	38.36			38.36		
					55.00	55	0.40%	55			55.00		
					55.59	55.59	36.92%	55.59			55.59		
					16.35	16.35	10.86%	16.35			16.35		
					25.35	25.35	16.84%	25.35			25.35		
					53.28	53.28	35.39%	53.28			53.28		
					672.25	672.25	17.83%	672.25			672.25		
				--	--	919.32	--						

2

3

4

5

1

1

2015

	29,503,846.16	5,463,584.56
	15,283,191.69	3,743,784.45
	9440,326.27	2,327,140.2

	12,222,996.87	633,368.64
	10,446,018.63	1,433,901.85

10%

10%

2

3

2015		:	
		555,900.00	495,000.00
		163,500.00	163,500.00
		253,500.00	250,150.00
			54,100.00
	1-2	532,800.00	710,400.00
		1,505,700.00	1,673,150.00


10%

10%

2

1

7,200	2015 10 14	7,200	1	
2,800	2009 09 28	1,900	10	
2,000	2008 09 27	450	9	
2,000	2011 05 23	1,150	9	
4,600	2008 12 03	1,177.34	9	
2,000	2010 11 22	900	8	
1,000	2014 10 26			



	01							
		1,000	2015 01 28	900		5		
	2014 12 01	10,000	2015 01 23	9,800		10		
	2016 02 09	2,400	2015 05 19	2,200		10		
		900	2015 06 30	890		6		
	2015 07 07	1,000	2015 07 30	1,000		3		
	2015 08 10	3,500	2015 08 14	3,500		15		
	2015 07 07	2,500	2015 09 18	2,500		5		
	2015 02 09	5,000	2015 10 09	5,000		10		
B1		62,900		B2		48,500		
B3		120,670		B4		82,523.64		
A1+B1+C1		62,900		A2+B2+C2		48,500		

2

3

1

2

4

2015 3 18

2015 4 3

2015

2015 10 20

2015 11 5

2015

2015 5 21

2015 5 29

2015 12 4

2015 12 31

[2015]3138

3,600

2016 3 24

3

20.51 /

25,496,635

522,935,983.85

5

2016 4 13

2016 4 20

12

1

	66,166,542	75.00%			132,333,084	-61,675,765	70,657,319	136,823,861	49.10%
2	5,391,044	6.11%			10,782,088	-16,173,132	-5,391,044		
3	44,233,862	50.14%			88,467,724	4,122,275	92,589,999	136,823,861	49.10%
	42,233,862	47.87%			84,467,724	-9,924,981	74,542,743	116,776,605	41.91%
	2,000,000	2.27%			4,000,000	14,047,256	18,047,256	20,047,256	7.19%
4	16,541,636	18.75%			33,083,272	-49,624,908	-16,541,636		
	16,541,636	18.75%			33,083,272	-49,624,908	-16,541,636		
	22,060,000	25.00%			44,120,000	75,645,771	119,765,771	141,825,771	50.90%
1	22,060,000	25.00%			44,120,000	75,645,771	119,765,771	141,825,771	50.90%
	88,226,542	100.00%			176,453,084	13,970,006	190,423,090	278,649,632	100.00%

1		2014		2014		2014
	88,226,542	10		1.2		10
20		88,226,542		264,679,626		
2			2015			
					337	1397.0006
	264,679,626		278,649,632			

3 2015 9 9
 16,173,132
 2015-106
 2015 9 7
 4 2015 12 17
 59,549,889
 2015 12 15
 2015-145
 1 2015 4 30
 2014
 2014
 2014
 88,226,542
 10
 1.2
 10 20
 2
 2015
 337
 1397.0006

2015 3 18
 2015 4 3
 2015
 2015 10 20
 2015 11 5
 2015
 2015 5 21
 2015 5 29
 2015
 12 4
 2015 12 31
 [2015]3138
 3,600

2016 3 24
 522,935,983.85
 3
 20.51 /
 25,496,635
 5

2016 4 13
 12
 2016 4 20
 2017 4 20

2

--	--	--	--	--	--	--

	38,925,535		77,851,070	116,776,605	38,925,535 77,851,070	2017 8 1
	16,541,636	49,624,908	33,083,272	0	16,541,636 33,083,272	2015 12 17
	3,308,327	9,924,981	6,616,654	0	3,308,327	

					500,000	
	150,000		300,000	450,000	150,000 300,000	2017 8 1
	50,000		100,000	150,000	50,000 100,000	2017 8 1
	50,000		100,000	150,000	50,000 100,000	2017 8 1
	0	0	51,000	51,000	68,000	
	0	0	7,500	7,500	10,000	
	0	0	7,500	7,500	10,000	
	0	0	7,500	7,500	10,000	
	0	0	13,970,006	13,970,006	13,970,006	
	66,166,542	75,723,021	146,380,340	136,823,861	--	--

1

2015 09 07

22015 11 10
13,970,006

2015 11 12

3**1**

	27,221		25,594	9	0	9	0
--	--------	--	--------	---	---	---	---

		0.33%	910,000		907,500	2,500			
10									
4									
10									
						49,624,908		49,624,908	
						9,924,981		9,924,981	
						6,432,298		6,432,298	
						1,091,900		1,091,900	
						980,200		980,200	
						955,512		955,512	
						955,512		955,512	
						645,600		645,600	
						367,906		367,906	
						346,900		346,900	
10									
10		10							
5						346,900			

10

10

10

10

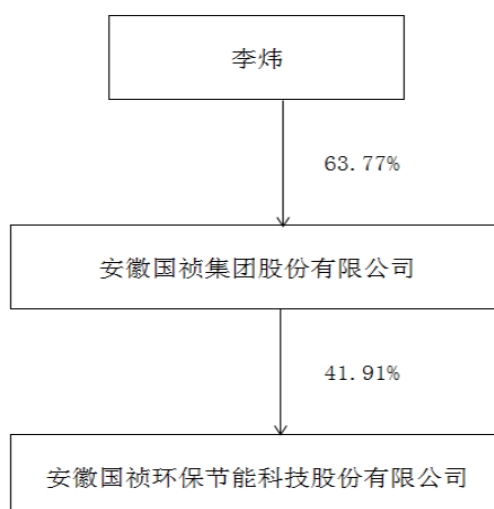
2

		/			
--	--	---	--	--	--

		1994 06 30	70504046-7	

3

10		



4 **10%**

	/			
		1949 12 01	262,685,964,870	

5

				74				68,000			68,000
	,			45		500,000	20,000		1,000,000	1,520,000	

				49			250,000	10,000		500,000	760,000
				48			250,000	15,000		500,000	765,000
				41						700,000	700,000
				42				10,000		800,000	810,000
				39				10,000		700,000	710,000
				46						600,000	600,000
				50							
				48						40,000	40,000
	--	--	--	--	--	--	1,950,000	173,000	0	8,405,000	10,528,000

							2015	06	02		
							2015	06	02		
							2015	06	02		
							2015	06	02		
							2015	06	02		
							2015	07	02		
							2015	07	02		
							2015	07	23		
							2015	07	02		
							2015	07	10		
							2015	07	02		
							2015	06	16		

1	11	4	1942	1997
2			1971	2002
4	CEO		1976	1998
5		1963	1988	1988
6			1959	
7			1978	2004
7			1967	2012 11
8			1970	2010
9			1965	2010
10			1967	2010
11			1963	2010
1	5	2	1966	
2			1967	2001
3			1972	2009
4			1981	2013
5			1986	2012

1			
2		1965	2000
3		1963	2001
4		1963	2004
5		1967	
2005			
6		1968	2000
7			
8		1974	2009
9		1975	2011
10		1977	
	2008		
11		1970	2015
12		1966	2015
13		1968	2003

			1994 06 18		
			2002 03 06		
			2005 07 04		
			2015 07		

	SEE				
	SEE				
		/			
		/			

			74		47.92	
	,		45		34.19	
			38		25.05	
			40			
			49			
			57			
			53			
			46		5	
			51		5	
			53		5	
			49		5	
			50			
			56			
			53			
			50			
			44			
			49		11.3	
			30		3.84	
			35			

			46		25.2	
			50		82.75	
			48		22.4	
	--	--	--	--	466.17	--

			/		/				/	
		0			0	0	900,000	13.86	900,000	
		0			0	0	300,000	13.86	300,000	
		0			0	0	300,000	13.86	300,000	
		0			0	0	700,000	13.86	700,000	
		0			0	0	800,000	13.86	800,000	

	62
	1,813
	9
	145
	657
	570
	432
	1,813

2

+ + + +

12

1.

2.

3.

4.

2

2

3

EL

4

1

2

,

3

4

5

6

7

www.cninfo.com.cn

1

2

3

4

5

1

2015		0.06%	2015 02 27	2015 02 27	2015-014
2015		0.00%	2015 04 03	2015 04 03	2015-029

2014		0.03%	2015 04 30	2015 04 30	2015-044
2015		0.01%	2015 06 05	2015 06 05	2015-057
2015		0.01%	2015 07 02	2015 07 02	2015-068
2015		0.01%	2015 07 23	2015 07 23	2015-081
2015		0.00%	2015 08 26	2015 08 26	2015-101
2015		0.00%	2015 11 05	2015 11 05	2015-138

2

1

	18	12	6	0	0	
	18	12	6	0	0	
	18	8	10	0	0	
	18	8	10	0	0	
						8

2

3

11

4

1**2**

	2016 04 22	
	99.26%	
	99.78%	

	<p>(0.5%)</p> <p>0.5%) (</p> <p>0.1%)</p> <p>(0.1)</p>	<p>500 ()</p> <p>50</p> <p>()--500</p> <p>50</p>
		0
		0
		0
		0

	2016 04 22
	[2016]34010014

2015 12 31

2015

1

2

2015 12 31

2015

1

2015 12 31

	342,068,494.72	209,192,549.82
	23,397,692.24	2,597,600.00
	588,592,224.68	304,950,962.50
	120,253,643.04	41,183,386.76
	70,492,070.33	35,960,339.89
	91,776,145.25	27,128,435.95
	42,738,000.21	43,374,063.96
		1,439,324.95
	1,279,318,270.47	665,826,663.83

	2,017,657,841.72	1,579,238,138.31
	17,486,099.88	19,912,096.84
	224,183,242.53	131,776,925.50
	20,279,835.81	
	135,705,874.88	140,207,703.41
	259,395,685.75	33,564,228.87
	231,525.24	
	21,429,733.36	13,652,378.62
	2,696,369,839.17	1,918,351,471.55
	3,975,688,109.64	2,584,178,135.38
	562,504,400.00	490,411,098.56
	45,255,417.44	18,837,474.43
	461,484,926.53	311,452,455.19
	79,558,566.20	12,345,553.47
	5,130,734.36	4,433,268.47
	29,865,242.57	12,914,884.14
	766,393.44	

	397,221,409.03	23,587,106.30
	217,962,806.00	218,899,616.00
	100,000,000.00	
	1,899,749,895.57	1,092,881,456.56
	1,023,595,047.97	576,748,583.17
	2,700,000.00	4,000,000.00
	5,342,929.98	5,665,974.06
	104,634,808.92	98,747,781.02
	12,960,320.68	10,713,493.44
	10,476,877.13	6,482,786.61
	1,159,709,984.68	702,358,618.30
	3,059,459,880.25	1,795,240,074.86
	278,649,632.00	88,226,542.00
	267,782,956.35	262,431,906.55
	193,626,039.80	
	-202,230.67	44,141.60
	32,742,728.96	28,972,912.25

	442,607,704.34	381,996,823.65
	827,954,751.18	761,672,326.05
	88,273,478.21	27,265,734.47
	916,228,229.39	788,938,060.52
	3,975,688,109.64	2,584,178,135.38

2

	132,240,501.76	153,413,560.31
	979,000.00	2,597,600.00
	245,838,367.95	231,963,523.13
	37,811,577.24	36,769,902.12
	500,024,094.59	306,564,077.01
	75,401,856.60	24,570,619.16
		1,300,724.95
	992,295,398.14	757,180,006.68
	120,000,000.00	90,000,000.00
	92,249,735.22	52,630,439.44
	1,308,533,408.83	586,509,556.13
	117,603,382.60	

	23,695,190.58	24,259,499.14
	12,540,898.54	10,544,198.73
	1,674,622,615.77	884,803,043.20
	2,666,918,013.91	1,641,983,049.88
	516,881,000.00	444,906,098.56
	42,124,967.44	10,668,058.15
	254,158,809.73	262,614,557.38
	24,110,847.29	11,551,218.00
	2,412,697.61	2,486,747.78

	5,342,929.98	5,665,974.06
	8,155,000.00	5,700,000.00
	362,506,540.45	236,137,119.73
	2,138,297,898.47	1,142,622,016.48
	278,649,632.00	88,226,542.00
	267,782,956.35	262,431,906.55
	193,626,039.80	
	44,141.60	44,141.60
	32,742,728.96	28,972,912.25
	143,026,696.33	119,685,531.00
	528,620,115.44	499,361,033.40
	2,666,918,013.91	1,641,983,049.88

3

	1,046,297,682.40	1,022,672,738.32
	1,046,297,682.40	1,022,672,738.32
	972,595,636.42	955,717,746.34
	744,078,764.31	752,356,522.04

	13,799,245.33	11,255,298.76
	36,014,239.91	28,512,776.52
	79,890,621.39	63,045,848.91
	89,667,299.19	94,163,294.32
	9,145,466.29	6,384,005.79
	2,026,494.61	1,848,556.91
	88,475.43	1,019,339.42
-		
	75,728,540.59	68,803,548.89
	30,430,989.88	2,218,043.16
		928.18
	1,321,181.57	507,293.49
	19,379.31	3,461.27
	104,838,348.90	70,514,298.56
	23,381,556.56	17,495,838.56
	81,456,792.34	53,018,460.00
	74,967,882.44	52,001,213.43
	6,488,909.90	1,017,246.57
	-340,716.73	
	-246,372.27	
1.		
2.		

--	--	--

	6,320,646.30	5,700,740.51
	81,016,932.50	60,917,631.61
	49,652.70	1,019,339.42
	32,130,490.36	22,664,862.05
	4,847,164.40	1,820,202.41
	1,101,953.22	486,733.02
		1,130.87
	35,875,701.54	23,998,331.44
	-1,822,465.54	419,487.35
	37,698,167.08	23,578,844.09
1.		
2.		
1.		
2.		
3.		
4.		
5.		
6.		

	37,698,167.08	23,578,844.09

5

	1,034,724,010.55	915,800,388.43
	14,958,746.84	
	129,163,519.69	74,537,642.17
	1,178,846,277.08	990,338,030.60
	1,138,647,627.20	707,978,028.68
	385,705,291.09	200,440,018.78

	138,897,250.69	120,398,835.75
	74,603,129.19	38,968,146.59
	143,323,224.83	89,851,285.21

	96,616,269.07	93,771,980.69
	799,227.42	
	937,895.23	2,293,684.88
	1,267,757,334.49	888,095,338.08
	668,818,360.11	119,598,191.92
	282,700.43	
	111,484,516.34	138,989,390.63
	188,373,084.53	49,383,693.90
	299,857,600.87	188,373,084.53

6

	557,332,689.33	583,311,797.48
	1,622,671.78	
	288,061,204.22	3,266,864.75
	847,016,565.33	586,578,662.23
	491,348,520.13	379,678,309.86
	54,632,306.48	64,309,130.92
	8,152,652.87	20,588,367.64
	44,912,467.12	90,752,838.05
	599,045,946.60	555,328,646.47
	247,970,618.73	31,250,015.76
		61,110,698.00
	79,029,260.62	59,069,074.70
	1,140.00	1,631.48

	79,030,400.62	120,181,404.18
	5,661,002.28	8,991,775.72
	612,064,460.00	26,600,000.00
	162,022,765.50	172,476,107.84
	779,748,227.78	208,067,883.56
	-700,717,827.16	-87,886,479.38
	193,626,039.80	229,970,530.00
	1,324,049,654.80	683,218,000.00

	88,226				262,431		44,141.		28,972,		381,996	27,265,	788,938
	,542.0				,906.55		60		912.25		,823.65	734.47	,060.52
	0												

	,542.0			376.55		60	027.84		,494.63	487.90	,070.52
	0										
	22,060			207,910			2,357,8		49,643,	1,017,2	
	,000.0			,530.00			84.41		329.02	46.57	
	0										

2													
	88,226				262,431		44,141.		28,972,		381,996	27,265,	788,938
	,542.0				,906.55		60		912.25		,823.65	734.47	,060.52
	0												

8

					262,431,9		44,141.60		28,972,91	119,685	499,361,0		
					06.55				2.25	,531.00	33.40		

1										3,769,816	-3,769,8	
2										.71	16.71	

1997 2

91

2016 4 22

EPC

2015

43

”

”

”

10

”

1

33

76

2006 2 15

41

15

2014

2

12

1

2015 12 31

2015

2014

15

2

1 1 12 31

3

12

4

5

1

2

12

12

5

2012 19

33

5 2

13

6

1

2

22

2

8

9

1

2

10

1

2

9 10

A.

B.

C.

A.

B.

9 10

3

5

13

14

6

7

1

BOT TOT

2

11

1

AA



3

12

1

2

3

4

5

13

8

1

2

14

9

1

22

2

20

5 2

16**1****2**

		15 35	3	2.77 6.47
		6 15	3	6.47 16.17
		5 8	3	12.13 19.40
		5 8	3	12.13 19.40
		5 10	3	9.70 19.40

3**17**

19

18

3

19

20

21

1

9 10

BOT TOT

2

22

23

24

1

2

3

4

25

2

3

1

1

2

3

9 10

26

1

/

27

28

1

1

2

2

3

()

()

()

1 EPC

2 BT Build-Transfer

BT

3 EPC BT

4

5

6

BOT

15

2

15

2

2

A

BOT TOT

B

29

1

2

30

/

1

2

3

4

31

1

1

2

2

4

32

1

23

4

5


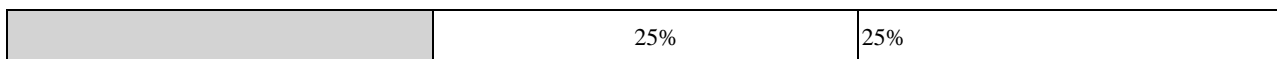
6

7

8

9

10



2

1
2014 10 21

GR201434000899

2015

15%
2014 9 4

GR201431000243

2015

15%
2

90%
2015

90%
3

512)

4

2011 58

15%
5

[2001]97

[2008]156

2015 7 1

2015 7 1

[2015]78

17%

70%

3

1

	91,998.25	121,648.08
	299,765,602.62	188,251,436.45
	42,210,893.85	20,819,465.29
	342,068,494.72	209,192,549.82

2015 12 31

24,245,603.28

17,712,338.39

252,952.18

2

--	--	--

3

4

1

	23,397,692.24	2,597,600.00
	23,397,692.24	2,597,600.00

2

--	--

3

	48,786,685.62	
	48,786,685.62	

4

--	--

5

1

	630,469,035.09	100.00%	41,876,810.41	6.64%	588,592,224.68	320,586,609.22	100.00%	15,635,646.72	4.88%	304,950,962.50
	630,469,035.09	100.00%	41,876,810.41	6.64%	588,592,224.68	320,586,609.22	100.00%	15,635,646.72	4.88%	304,950,962.50

1			
	480,930,718.11	14,427,921.56	3.00%
1	480,930,718.11	14,427,921.56	3.00%
1 2	79,274,262.27	7,927,426.23	10.00%

2	3	52,362,500.78	10,472,500.16	20.00%
3	4	16,938,752.43	8,469,376.21	50.00%
4	5	766,430.50	383,215.25	50.00%
5		196,371.00	196,371.00	100.00%
		630,469,035.09	41,876,810.41	6.64%

2

6,248,577.96

--	--	--

3

--	--

--	--	--	--	--	--

4

24.18%

152,418,625.38

4,572,558.76

5

6

6

1

1	106,551,426.61	88.61%	36,618,347.03	88.91%
1 2	7,719,102.66	6.42%	2,646,548.19	6.43%
2 3	4,306,419.68	3.58%	1,218,218.32	2.96%
3	1,676,694.09	1.39%	700,273.22	1.70%
	120,253,643.04	--	41,183,386.76	--

1

2

67,701,932.95

56.30%

7

1

--	--	--

2

--	--	--	--	--

8

1

()		
-----	--	--

2

1

()				
-----	--	--	--	--

9

1

	76,667,2	100.00%	6,175,16	6	70,492,07	38,765,			
	37.11		6.78		0.33	404.10			

2

2,896,888.33

--	--	--

3

--	--

--	--	--	--	--	--

4

	54,253,250.90	24,861,774.48
	12,093,971.02	10,692,606.35
	5,957,129.65	3,211,023.27
	4,362,885.54	
	76,667,237.11	38,765,404.10

5

		12,600,000.00		16.43%	378,000.00

		3,900,000.00		5.09%	117,000.00
		2,941,561.60		3.84%	88,246.85
		2,000,000.00		2.61%	60,000.00
		1,659,777.00		2.16%	49,793.31
	--	23,101,338.60	--	30.13%	693,040.16

6

		4,362,885.54	1	2016 4,362,885.54
	--	4,362,885.54	--	--

7

8

10

1

	9,212,603.70		9,212,603.70	9,117,420.96		9,117,420.96
	11,549,549.12		11,549,549.12	10,284,185.17		10,284,185.17
	1,746,119.93		1,746,119.93			
	69,267,872.50		69,267,872.50	7,726,829.82		7,726,829.82
	91,776,145.25		91,776,145.25	27,128,435.95		27,128,435.95

2

3

4

	968,906,876.62
	111,009,241.98
	1,010,648,246.10
	69,267,872.50

11

--	--	--	--	--

12

	42,738,000.21	43,374,063.96
	42,738,000.21	43,374,063.96

13

		1,439,324.95
		1,439,324.95

14

1

	532,041.14	532,041.14		532,041.14	532,041.14	
	532,041.14	532,041.14		532,041.14	532,041.14	
	532,041.14	532,041.14		532,041.14	532,041.14	

2

--	--	--	--	--

3

GOLDEN TRUECO LTD()	532,041.14			532,041.14	532,041.14			532,041.14	24.00%	
	532,041.14			532,041.14	532,041.14			532,041.14	--	

4

	532,041.14			532,041.14
	532,041.14			532,041.14

5

--	--	--	--	--	--	--

15

1

2

--	--	--	--	--	--	--

3

16

2

3

1

2015 12 31 BT 4,480,100.00

2015 12 31 EPC

4,092,000.00

30,810,870.10

40,000,000.00

2015 12 31

2015 12 31

---45

2

			/			
1		BOT	5.5	25	2001.8.22	
2		BOT	5	30	2013.4.9	
3		BOT	10	29	2002.1.23	
				25	2006.3.27	
4		BOT	8	28	2007.11.14	
5		BOT	2	30	2008.3.20	
6		BOT	0.5	26	2009.6.26	
7		BOT	6	25	2007.4.18	
8		BOT	8	26	2009.3.20	
				23	2012.6.21	
9		BOT	2.5	28	2009.3.24	
10		BOT	2	30	2009.12.15	
11		BOT	6	25	2004.5.10	
				30	2010.9.20	

12		TOT	14	30	2004.12.28	
13		TOT	16.5	30	2003.12.30	
14		TOT+BOT	4	25	2010.7.2	
15		TOT	1	30	2012.9.1	
16		BOT	5	25	2006.7.14	
17		BOT	5	25	2009.2.16	
18		BOT	2	25	2012.8.7	
19		BOT	4	25	2006.8.11	
20		TOT	8	30	2012.11.2	
21		BOT	2	25	2012.12.19	
22		TOT	2	30	2013.1.19	
23		TOT	3	25	2012.12.11	
24		TOT	1	30	2013.3.30	
25		BOT	3	30	2013.11.	
26		TOT+BOT	4	30	2014.11.5	
27		TOT+BOT	4	30	2014.11	
28		TOT+BOT	1.5	30	2015.1	+
29		TOT	3	30	2015.05	
		BOT	8			
30		TOT+BOT	2	30	2014.12	+
31		BOT	2	30	2010.7	
32		TOT	1.9	25	2015.9	
33		BOT	20	29	2015.7	
34	PPP			15	2015.7	
			172.4			

PPP

1.98

PPP

3

			2014.12.31		
1		56,667,254.15	34,493,111.19		2,659,418.88
2		8,896,770.39	52,795,821.02	13,059,601.42	3,966,409.79
3		113,473,519.28	88,735,471.69		4,719,277.43

4		113,462,184.45	106,210,569.60		6,487,934.83
5		22,439,822.97	20,106,041.46		1,006,657.32
6		9,174,484.47	8,490,165.31		572,992.80
7		79,615,722.05	72,751,970.43		4,085,412.73
8		60,916,821.63	101,871,454.19		5,319,733.01
9		34,043,932.40	30,818,930.75		1,692,144.21
10		23,581,194.29	24,953,687.12		1,588,540.81
11		63,949,422.04	59,914,548.17		3,232,838.72
12		129,426,933.82	123,012,757.78	96,218,221.46	3,836,343.09
13		218,636,804.08	183,567,246.80		9,417,153.44
14		30,000,000.00	43,074,658.70	28,455,298.33	2,788,237.24
15		13,018,000.00	12,629,192.00		783,818.17
16		62,461,901.98	53,725,548.48		2,960,668.37
17		108,217,906.57	90,451,974.38		4,954,994.64
18			25,915,599.42	19,619,767.13	

				2015.12.31	
1		2,463,793.68	2,659,418.88	32,029,317.51	2,463,793.66
2		1,206,447.71	3,966,409.79	64,648,974.73	1,276,259.75
3		3,655,382.45	4,719,277.43	85,080,089.24	3,849,651.32
4		2,233,666.17	6,487,934.83	103,976,903.43	2,370,112.73
5		506,056.99	1,006,657.32	19,599,984.47	538,437.83
6		304,116.87	572,992.80	8,186,048.44	246,842.02
7		2,369,970.06	4,085,412.73	70,382,000.37	2,633,587.18
8		2,577,897.95	5,319,733.01	99,293,556.24	

18

1

2

3

--	--	--

19

1

1.	119,590,590.85	28,731,044.58	9,577,559.50	10,225,064.11	6,936,401.12	175,060,660.16
2.	106,750,467.52	16,216,589.70	7,504,455.85	5,288,246.97	2,521,579.18	138,281,339.22
1		7,643,938.68	1,309,644.13	2,328,384.33	721,653.20	12,003,620.34
2						
3	106,750,467.52	8,572,651.02	6,194,811.72	2,959,862.64	1,799,925.98	126,277,718.88
3.		2,790.00	3,500.00	160,682.40	15,080.00	182,052.40
1		2,790.00	3,500.00	160,682.40	15,080.00	182,052.40
4.	226,341,058.37	44,944,844.28	17,078,515.35	15,352,628.68	9,442,900.30	313,159,946.98
1.	18,073,948.74	13,160,255.37	5,381,534.46	5,149,399.98	1,518,596.11	43,283,734.66

2.	30,256,514.83	5,666,290.80	4,873,872.25	3,685,139.67	1,373,978.98	45,855,796.53
1	5,650,458.65	2,978,928.19	1,126,856.17	1,368,585.37	1,015,591.97	12,140,420.35
(2)						
(3)	24,606,056.18	2,687,362.61	3,747,016.08	2,316,554.30	358,387.01	33,715,376.18
3.		1,371.75	396.06	152,605.91	8,453.02	162,826.74
1		1,371.75	396.06	152,605.91	8,453.02	162,826.74
4.	48,330,463.57	18,825,174.42	10,255,010.65	8,681,933.74	2,884,122.07	88,976,704.45
1.						
2.						
1						
3.						
1						
4.						
1.	178,010,594.80	26,119,669.86	6,823,504.70	6,670,694.94	6,558,778.23	224,183,242.53
2.	101,516,642.11	15,570,789.21	4,196,025.04	5,075,664.13	5,417,805.01	131,776,925.50

2

--	--	--	--	--	--

3

--	--	--	--	--

4

--	--

5

--	--	--

--- 31

		()				
	059248	4,097.51	9,875,901.07	2,850,872.99		7,025,028.08
	5001844	1,419.24	1,846,000.00	477,498.57		1,368,501.43
	503306	9,177.88	21,646,678.54	6,395,081.01		15,251,597.53

BOT	16,489,576.60		16,489,576.60			
	103,386.55		103,386.55			
	20,279,835.81		20,279,835.81			

2

			1,829,73 9.92			1,829,73 9.92						
			1,857,13 2.74			1,857,13 2.74						

16,489,5
76.60

16,489,5
76.60

BOT

BOT

2012

21

--	--	--

22

--	--	--

23**1****2****24****25****1**

1.	16,445,378.65		8,259,998.77	137,899,619.59	3,466,472.95	166,071,469.96
2.				1,227,596.25	1,174,590.29	2,402,186.54

1				1,227,596.25	976,928.55	2,204,524.80
2						
3					197,661.74	197,661.74
3.				5,230.00		5,230.00
1				5,230.00		5,230.00
4.	16,445,378.65		8,259,998.77	139,121,985.84	4,641,063.24	168,468,426.50
1.	1,840,056.35		979,008.22	22,521,921.84	522,780.14	25,863,766.55
2.	339,262.56		774,780.00	5,237,475.14	550,825.71	6,902,343.41
1	339,262.56		774,780.00	5,237,475.14	471,987.57	6,823,505.27
2					78,838.14	78,838.14
3.				3,558.34		3,558.34
1				3,558.34		3,558.34
4.	2,179,318.91		1,753,788.22	27,755,838.64	1,073,605.85	32,762,551.62
1.						
2.						
1						

2.	14,605,322.30		7,280,990.55	115,377,697.75	2,943,692.81	140,207,703.41

2

--	--	--

1

BOT

BOT

2

			/			
1		BOT	0.4	30	2009.1.19	
2		BOT	5.0	28	2005.8.9 2009.1.23	

31		9,753,825.55		100%
4,746,174.45				
3	2012	100%	34,075,000.00	2012 9
30		31,735,001.56		100%
2,339,998.44				
4	2012	90%	41,061,410.00	2012 10 31
		43,971,303.71	90%	1,487,236.66
5	2013	100%	54,810,000.00	2013 11
30		32,892,504.38		100%
21,917,495.62				
6	2015	72.31%	369,274,200.00	2015 10
31		143,442,743.12		72.31%
225,831,456.88				

28

		249,585.09	18,059.85	231,525.24
		249,585.09	/P MID 58	

2

	3,104,333.12	465,649.97		
	75,718,986.21	10,011,227.16	50,415,091.36	6,482,786.61
	78,823,319.33	10,476,877.13	50,415,091.36	6,482,786.61

3

		21,429,733.36		13,652,378.62
		10,476,877.13		6,482,786.61

4

		3,005,170.58	127,305.66
		17,974,141.56	13,767,528.07
		20,979,312.14	13,894,833.73

5

2015		413,025.84	
2016	3,441,882.02	3,441,882.02	
2017	4,130,258.42	4,130,258.42	
2018	2,478,155.05	2,478,155.05	
2019	3,304,206.74	3,304,206.74	
2020	4,619,639.33		
	17,974,141.56	13,767,528.07	--

	89,946,737.80	27,009,555.88
	371,538,188.73	284,442,899.31
	461,484,926.53	311,452,455.19

2 **1**

	21,292,906.00	
	4,873,723.85	
	3,929,639.21	
	30,096,269.06	--

36

1

	53,384,382.50	11,680,329.83
	16,848,183.70	665,223.64
	9,326,000.00	
	79,558,566.20	12,345,553.47

2 **1**

--	--	--

37

1

	4,433,268.47	125,770,563.08	125,073,097.19	5,130,734.36
-		13,153,842.83	13,153,842.83	
		20,060.00	20,060.00	
	4,433,268.47	138,944,465.91	138,247,000.02	5,130,734.36

2

1	3,167,361.94	103,632,658.00	103,166,349.15	3,633,670.79
2		7,360,363.02	7,360,363.02	
3		5,632,350.86	5,632,350.86	
		4,721,588.33	4,721,588.33	
		443,148.92	443,148.92	
		467,613.61	467,613.61	
4		5,570,614.75	5,570,614.75	
5	1,265,906.53	2,177,157.48	1,946,000.44	1,497,063.57
8		1,397,418.97	1,397,418.97	
	4,433,268.47	125,770,563.08	125,073,097.19	5,130,734.36

3

1		12,304,932.48	12,304,932.48	
2		848,910.35	848,910.35	
		13,153,842.83	13,153,842.83	

38

	12,554,232.53	5,590,606.17
	4,379,480.69	1,498,718.79
	9,329,290.63	4,061,668.66
	1,058,704.61	547,517.05
	854,443.04	478,845.22
	1,068,840.29	332,039.71
	379,139.35	224,077.42
	58,760.49	162,030.65
	182,350.94	19,380.47
	29,865,242.57	12,914,884.14

39

	766,393.44	
	766,393.44	

--	--	--

40

--	--	--

1

41

1

	81,141,822.42	8,936,913.15
	193,626,039.80	
	122,453,546.81	14,650,193.15
	397,221,409.03	23,587,106.30

2 **1**

	1,000,000.00	
	995,540.20	
	1,995,540.20	--

42

--	--	--

43

	215,962,806.00	207,899,616.00
	2,000,000.00	11,000,000.00
	217,962,806.00	218,899,616.00

44

	100,000,000.00	
	100,000,000.00	

--	--	--	--	--	--	--	--	--	--	--	--	--

2015 11 9 2015

1

366

100

2015 11 9

5.50%

45

1

	901,283,000.00	501,400,000.00
	328,274,853.97	263,248,199.17
+	10,000,000.00	20,000,000.00
	-215,962,806.00	-207,899,616.00
	1,023,595,047.97	576,748,583.17

1 2009 10

10

2,800.00

2015 12 31

1,900.00

1

400.00

2 2006 3

10

3,770.00

2015 12 31

260.00

1

260.00

3 2009 2

9

1,900.00

2015 12 31

800.00

1

290.00

4 2010 3

9

900.00

2015 12 31

420.00

1

100.00

5 2009 4

10

3,200.00

2015 12 31

1,780.00

1

520.00

6 2011 3

9

4,200

2015 12 31

	3,400.00	1		600.00		
7	2012 7		5	5,000		
	2015 12 31			3,000.00	1	1,000.00
8	2013 1			8	3,000.00	
						2015 12 31
	2,780.00	1		250.00		
9	2013 4			10	8,400.00	
						2015 12 31
	6,090.00	1		840.00		
10	2013 4				8	2,600.00
						2015 12 31
		2,100.00	1		300.00	
11	2013 3					5
12,000.00						
	2015 12 31			4,800.00	1	2,400.00
	12 2014 12				7	4,000.00
						2015 12
31		4,000.00	1		200.00	
13)	2008 9					10
						5,900
						2015 12 31
	3,498.30	1		480.00		
14	2015 1					10
15,000.00	, 4	10		10,000.00		
						2015 12 31
	1	1,500.00				
15	2015 5				10	2,400.00
						2015 12 31
					2,200.00	1
200.00						
16	2015 8				15	2,800.00
11		15		700.00		
						2015 12 31
	3,500.00	1		80.00		
17	2015 9				6	2,500.00
						2015 12 31
					2,500.00	1

18) 2015 10			10	5,000.00
2015 12 31		5,000.00	1	250.00
19) 2015 11				7
15,500.00 ,				
2015 12 31		15,500.00	1	2,215.00
20) 2013 1			5,500.00	4
	5			
		2015 12 31		2,200.00
1	1,100.00			
2011 12 12				
		(NK2-3)	4,000.00	
			760.00	2015 12
31	1,000.00	1	1,000.00	
2011 12 12	2016 12 12			

46

1

--	--	--

2

3

4

--	--	--	--	--	--	--	--	--	--

47

1

BOT	4,700,000.00	15,000,000.00
	2,000,000.00	11,000,000.00
	2,700,000.00	4,000,000.00

48

1

	5,342,929.98	5,665,974.06
	5,342,929.98	5,665,974.06

2

--	--	--

--	--	--

--	--	--

2000

677,454.63

49

--	--	--	--	--	--

50

	104,634,808.92	98,747,781.02	
	104,634,808.92	98,747,781.02	--

51

	5,700,000.00	2,900,000.00	445,000.00	8,155,000.00	
BOT	5,013,493.44		208,172.76	4,805,320.68	
	10,713,493.44	2,900,000.00	653,172.76	12,960,320.68	--

						/
(5,700,000.00	2,900,000.00	445,000.00		8,155,000.00	
)	5,700,000.00	2,900,000.00	445,000.00		8,155,000.00	--

52

--	--	--

56

		193,626,039.80		193,626,039.80
		193,626,039.80		193,626,039.80

A 13,970,006

13.86

-

57

	44,141.60	-340,716.73			-246,372.27	-94,344.46	-202,230.67
	44,141.60	-340,716.73				-94,344.46	-202,230.67
					-246,372.27		
	44,141.60	-340,716.73			-246,372.27	-94,344.46	-202,230.67

58

--	--	--	--	--

59

	28,972,912.25	3,769,816.71		32,742,728.96

	28,972,912.25	3,769,816.71		32,742,728.96
--	---------------	--------------	--	---------------

50%

10%

60

		381,996,823.65	332,353,494.63
		381,996,823.65	

	137,485.09	995,364.35
	13,799,245.33	11,255,298.76

63

	10,472,848.45	9,400,149.07
	8,322,910.26	5,570,828.64
	6,367,357.19	4,311,975.01
	3,776,695.89	3,420,821.42
	4,136,143.92	3,326,453.47
	2,252,926.22	1,283,920.32
	685,357.98	1,198,628.59
	36,014,239.91	28,512,776.52

64

	25,326,675.90	21,905,906.36
	13,635,456.01	8,847,753.75
	7,721,290.54	6,070,646.87
	5,219,944.88	5,030,058.20
	5,433,506.28	4,583,144.82
	6,660,600.59	6,159,368.95
	2,916,917.80	3,503,615.53
	4,471,535.65	3,460,195.61
	4,662,045.64	1,536,232.04
	2,148,100.00	
	1,694,548.10	1,948,926.78
	79,890,621.39	63,045,848.91

65

	90,033,480.37	93,945,126.96
	354,410.55	226,349.37
	3,797,953.27	6,169,262.65
	1,677,364.38	905,119.77
	655,988.40	277,011.44
	937,895.23	846,275.69
	-282,700.43	
	89,667,299.19	94,163,294.32

66

	9,145,466.29	6,384,005.79
	9,145,466.29	6,384,005.79

67

--	--	--

68

	88,475.43	1,019,339.42
		829,217.49
	1,938,019.18	
	2,026,494.61	1,848,556.91

69

		928.18	
		928.18	
	2,820,771.28	2,196,730.75	2,820,771.28
	8,382,986.22		8,382,986.22
	19,213,370.19		
	13,862.19	20,384.23	13,862.19
	30,430,989.88	2,218,043.16	11,217,619.69

								/
						1,000,000.00	1,000,000.00	
						496,000.00		
(445,000.00	300,000.00	
)								
2015						200,000.00		
						187,600.00		

						138,000.00		
						100,000.00		
						12,000.00	127,000.00	

A

	19,379.31	3,461.27	19,379.31
	17,707.65	3,461.27	17,707.65
	1,671.66		1,671.66
	959,000.00	497,000.00	959,000.00
	342,802.26	6,832.22	342,802.26
	1,321,181.57	507,293.49	1,321,181.57

71**1**

	20,906,968.06	16,446,740.58
	2,474,588.50	1,049,097.98
	23,381,556.56	17,495,838.56

2

	104,838,348.90
/	15,725,752.34
	4,315,765.48
	-3,311,044.67
	5,647,817.60
	-90,865.68
	1,118,954.92
/	-24,823.43
	23,381,556.56

72

73

1

	2,375,771.28	2,918,043.16
	1,677,364.38	905,119.77
	11,698,512.42	24,401,854.88
	63,764,163.81	25,425,664.53
	1,800,000.00	5,650,000.00
	47,847,707.80	15,236,959.83
	129,163,519.69	74,537,642.17

2

	29,164,045.09	23,949,202.50
	23,929,910.63	19,012,230.08
	655,988.40	329,602.25
	1,338,889.22	509,826.58
	19,392,316.58	11,532,855.97
	66,789,122.73	28,867,567.83
	2,052,952.18	5,650,000.00
	143,323,224.83	89,851,285.21

3

--	--	--

4

--	--	--

5

	2,900,000.00	
	2,900,000.00	

6

	937,895.23	793,684.88
		1,500,000.00
	937,895.23	2,293,684.88

74**1**

--	--	--

	3,765,316.40	485,602.07
	49,640,105.14	-9,598,594.59
	-652,212,381.53	-268,730,381.19
	85,166,888.94	142,339,526.44
	-316,624,954.83	33,141,734.37
2	--	--
3	--	--
	299,857,600.87	188,373,084.53
	188,373,084.53	49,383,693.90
	111,484,516.34	138,989,390.63

2

	259,364,460.00
	--
	259,364,460.00
	35,358,277.60
	--
	32,934,953.71
	2,423,323.89
	--

4

	299,857,600.87	188,373,084.53
	91,998.25	121,648.08
	299,765,602.62	188,251,436.45
	299,857,600.87	188,373,084.53

75**76**

	42,210,893.85	
	23,645,127.04	
	13,736,051.07	
	1,224,246,880.94	
	1,303,838,952.90	--

77**1**

	395,339.81	6.4936	2,567,178.59

2

1 McWong Environmental Technology
1921 Arena Blvd., Sacramento, CA 95834 U. S. A.

2 APT Water LLD
 1921 Arena Blvd., Sacramento, CA 95834 U. S. A.

78

79

1

1

	2015 10 12	369,274,200. 00	72.31%		2015 10 31		93,370,355.1 8	19,549,622.4 5
	2015 09 22	0.00	50.50%		2015 09 30		2,126,609.67	-298,115.50

2

--	369,274,200.00	
	369,274,200.00	
	143,442,743.12	8,382,986.22
/	225,831,456.88	-8,382,986.22

72.31%

[2015] 9037

53,800.00


38,902.78

36,927.42


14,344.27

3


	42,763,767.01	42,763,767.01	8,841,306.90	8,841,306.90
	154,277,708.31	154,277,708.31	2,262,040.25	2,262,040.25
	110,318,035.71	110,318,035.71	3,232,577.38	3,232,577.38
	87,485,645.24	84,381,312.12	4,069,198.67	4,925,196.13
	46,585,450.00	46,585,450.00		
	99,065,431.30	99,065,431.30	106,168.23	106,168.23
	198,371,930.74	195,733,247.59	16,437,227.88	



2



3



3

4

5

1

6

1

1



					92.38%	
				100.00%		
				100.00%		
				70.00%	30.00%	
				100.00%		
				100.00%		
				100.00%		
				100.00%		
					92.38%	
				70.00%	30.00%	
				70.00%	30.00%	
				100.00%		
				100.00%		
				100.00%		
				57.00%		
				100.00%		
				100.00%		
				100.00%		

				95.83%		
				100.00%		
				100.00%		
				100.00%		

2

	29.33%	68,450.54		15,330,738.63
	7.62%	-109,419.45		990,446.28
	15.00%	879,722.79	799,227.42	4,933,983.35
	7.62%	26,028.81		959,630.19
	7.62%	145,573.15		1,399,145.98
	7.62%	29,828.18		560,980.46
	10.00%	129,774.08		4,653,843.81
	27.69%	5,318,945.99		59,517,482.25
	4.17%	5.80		21,571.72

3

	54,248,0	1,260,26	55,508,3	3,238,48		3,238,48	52,495,6	1,132,76	53,628,4	1,591,90		1,591,90
	41.05	2.78	03.83	2.37		2.37	66.46	2.97	29.43	9.07		9.07
	3,366,57	37,117,5	40,484,0	19,986,1	7,500,00	27,486,1	8,054,65	22,157,8	30,212,5	4,278,58	11,500,0	15,778,5
	7.95	11.25	89.20	06.58	0.00	06.58	1.85	68.87	20.72	7.30	00.00	87.30

	1,940,35 6.28	67,286,5 47.69	69,226,9 03.97	9,116,84 9.68	27,216,8 31.95	36,333,6 81.63	1,453,94 6.73	56,370,8 48.92	57,824,7 95.65	22,725,7 52.17	2,742,45 6.94	25,468,2 09.11
	15,728,8 08.51	19,527,2 14.77	35,256,0 23.28	3,360,77 4.38	19,301,6 76.82	22,662,4 51.20	7,263,90 1.91	20,092,7 29.04	27,356,6 30.95	8,573,01 9.18	6,531,62 5.13	15,104,6 44.31

1,231,02 24,783,7 26,014,8 5,791,12
8.84 87.72 16.56 5.32

	4,898,778.27	341,585.44	341,585.44	730,790.17	5,350,357.16	1,192,238.66	1,192,238.66	698,975.55

4,723,214.73 1,910,408.81 1,910,408.81

3

1

				30.00%		
					28.92%	
					28.92%	

20%

20%

2

	/	/

3

	/	/

4

	/	/
	--	--
	--	--
	--	--
	17,486,099.88	19,912,096.84
	--	--

--	88,475.43	1,019,339.42
--	88,475.43	1,019,339.42

5

6

--	--	--	--

7

8

4

				/

5

6

1

(16

26)

2

2015 12 31

3

2015 12 31

21,971.64

1

	--	--	--	--
	--	--	--	--

2

3

4

5

6

7

8

9

2015 12 31

	210,816,909.87	284,338,949.20
	64,259,243.84	86,585,715.32
	69,719,833.91	92,250,976.82
	26,100,374.52	52,007,547.01
	50,737,457.60	53,494,710.05
	69,378,639.61	91,954,609.66
	69,378,639.61	91,954,609.66
	83,295,632.84	86,399,965.96
	83,295,632.84	86,399,965.96
	363,491,182.32	462,693,524.82

1

--	--	--	--	--	--

			8,281	41.91%	41.91%
--	--	--	-------	--------	--------

2

1

3

3

	2015 1-9

4

5

1

/

		6,722,490.31			2,874,447.20

/

		19,658.12	39,419.81
		11,650.49	
		383,589.74	181,025.64
		550,000.00	

2 / /

/

/	/	/	/	/	/	/
---	---	---	---	---	---	---

/

/

/	/	/	/	/	/	/
---	---	---	---	---	---	---

/

3

		555,900.00	495,000.00
		163,500.00	163,500.00
		253,500.00	250,150.00
			54,100.00
	1-2	532,800.00	710,400.00

--	--	--	--

4

--	--	--	--	--

	8,000,000.00	2015 04 02	2016 03 05	
	50,000,000.00	2015 07 03	2016 07 02	

	30,000,000.00	2012 07 31	2017 07 30	
	85,000,000.00	2015 08 21	2018 08 14	
	19,000,000.00	2014 04 10	2020 04 10	
	49,500,000.00	2015 04 27	2018 04 24	

10,000,000.00 2015 06 08 2016 05 16

4	2013	3	21						5					
12,000						2015	12	31	4,800.00					
	1			2,400.00										
	5)2015	11							7					
15,500.00		,												
	2015	12	31			15,500.00		1	2,215.00					
6							1403	045A1	20,000					
				2014	11	10	2015	11	9					
							1403	045A2	20,000					
				2014	11	10	2015	11	9					
6.1	2015	6	19						2,500.00					
				2015	6	19	2016	6	18					
2,500.00								2015	12	31				
6.2	2015	5	5						2,200.00					
				2015	5	5	2016	5	4					
								2015	12	31				
									2,200.00					
6.3	2015	5	28						2,000					
						2015	5	28	2016	5	27			
									2,000.00					
6.4	2015	4	27						2,000					
				2015		27	2016	4	26					
									0.00					
6.5	2015	3	5	5.28	042201	193.22	395.48	000(12)T/C294ECDT98.242201	193.220.5	Tf1	0	0	1	150.



	2012 1 11		1,000.00	
				4,000.00
	2016 12 18			2015 12 31
1,000.00		1,000.00		
10 2015 5 27			3,500	
	2015 5 27	2016 3 27		2015 12 31
	3,500.00			
11 2015 8 27			5,000.00	
	2015 8 27	2016 4 7		2015
12 31	5,000.00			
12 2015 2 12			488.1	
	2015 2 12	2016 2 12		2015 12
31	488.1			
13 2012 7 31			5,000.00	5
	2012 7 31	2017 7 30		2015
12 31	3,000.00		1,000.00	
14 2015 8 21			8,500.00	3
	2015 8 21	2018 8 14		
2015 12 31	8,500.00		1,700.00	
15 2014 4 10		2,700	6	
		2014 4 10	2020 4 10	
	2015 12 31	1,900.00		500.00
16 2015 4 27				5,000.00
		2015 4 27	2018 4 24	3
	2015 12 31	4,950.00		100.00
17 2015 6 8				1,000.00
		2015 6 8	2016 5 16	
	2015 12 31	1,000.00		
18 2008 12 3				4,600
			2008 12 16	2017 12 2
		2015 12 31		1,177.34375
	575.00			
19)2014 6 25			5,000	2014
6 27	2018 6 27			2015 12 31
3,082.141647		1,441.87		
	20)2015 1 30		1,200	2015
1 30	2018 1 30			2015 12 31

8

6

1

		264,240.00	7,927.20	299,720.00	15,146.00
		264,240.00	7,927.20	299,720.00	15,146.00
		119,000.00			
		119,000.00			
		400,105.09	12,003.15	86,213.89	2,586.42
		27,500.00	825.00		
		109,645.59	3,289.37		
		537,250.68	16,117.52	86,213.89	2,586.42

2

		1,726,950.16	2,672,004.93
		1,726,950.16	2,672,004.93
		20,000.00	20,000.00
		20,000.00	20,000.00

7

1

(

6

20

6

6

2

3, 892. 5535

58. 83%

6

3

A

[2013]42

10

10

1

20%

2

1

2015 12 11

2011

12 13

03270112-ME-002-0

/

24,277,965.20

4,183,233.12

893,000.00

2015 12 24

2015

2644

2

3

1

--	--	--	--

2

3

4

1

2015

[2015]3138

2016

3		2,549.6635	1.00	2016	4	6	
							500,000,000.00
	2			2016	4	22	304,146,267
	10		0.50				

1

1



3

EPC

10%

EPC

2

		EPC			
	445,173,497.55	573,986,602.30	63,466,101.87	-38,287,936.81	1,044,338,264.91
	256,115,718.53	477,705,884.94	42,732,180.91	-32,498,767.35	744,055,017.03

3

4

	432,422,697.43	12,750,800.12	445,173,497.55
	248,275,992.45	7,839,726.08	256,115,718.53

EPC

	EPC	EPC	
	470,476,107.80	103,510,494.50	573,986,602.30
	404,228,943.82	73,476,941.12	477,705,884.94

7

8

1

1

	263,018,006.53	100.00%	17,179,638.58	6.53%	245,838,367.95	245,256,673.30	100.00%	13,293,150.17	5.42%	231,963,523.13
	263,018,006.53	100.00%	17,179,638.58	6.53%	245,838,367.95	245,256,673.30	100.00%	13,293,150.17	5.42%	231,963,523.13

1			
		184,460,218.12	3.00%
1		184,460,218.12	3.00%
1 2		50,883,895.60	10.00%
2 3		24,282,789.81	20.00%
3 4		3,229,306.50	50.00%
4 5		151,130.50	50.00%
5		10,666.00	100.00%
		263,018,006.53	6.53%

2

3,886,488.41

--	--	--

3

--	--

--	--	--	--	--	--

4

26.31%

69,206,424.00
2,878,323.60

5

6

2

1

	504,805, 873.94	100.00%	4,781,77 9.35	0.95%	500,024,0 94.59	308,911 ,698.47	100.00%	2,347,621 .46	0.76%	306,564,07 7.01
	504,805, 873.94	100.00%	4,781,77 9.35	0.95%	500,024,0 94.59	308,911 ,698.47	100.00%	2,347,621 .46	0.76%	306,564,07 7.01

1			
	39,426,449.25	1,182,793.55	3.00%
1	39,426,449.25	1,182,793.55	3.00%
1 2	9,307,018.63	930,701.86	10.00%
2 3	3,001,561.02	600,312.20	20.00%
3 4	1,595,921.35	797,960.68	50.00%
4 5	213,415.00	106,707.50	50.00%
5	1,163,303.56	1,163,303.56	100.00%
	54,707,668.81	4,781,779.35	8.74%

2

2,434,157.89

--	--	--

3

--	--

--	--	--	--	--	--

4

--	--	--

	450,098,205.13	273,216,709.65
	40,926,438.66	23,772,553.69
	9,701,007.70	10,115,789.79
	4,080,222.45	1,806,645.34
	504,805,873.94	308,911,698.47

5

		3,900,000.00		0.77%	117,000.00
		2,941,561.60		0.58%	88,246.85
		2,600,000.00		0.52%	78,000.00
		2,000,000.00		0.40%	60,000.00
		1,659,777.00		0.33%	49,793.31
	--	13,101,338.60	--	2.60%	393,040.16

6

--	--	--	--	--

	9,336,265.56		9,336,265.56	19,912,096.84		19,912,096.84
	1,308,533,408.83		1,308,533,408.83	586,509,556.13		586,509,556.13

1

	11,624,971.17			11,624,971.17		
	51,578,592.06			51,578,592.06		
	10,000,000.00			10,000,000.00		
	22,800,000.00			22,800,000.00		
	21,200,000.00			21,200,000.00		
	500,000.00			500,000.00		
	25,404,500.00			25,404,500.00		
	10,000,000.00			10,000,000.00		
	22,525,000.00			22,525,000.00		
	7,000,000.00			7,000,000.00		
	34,280,391.00			34,280,391.00		
	5,000,000.00			5,000,000.00		
	50,000.00			50,000.00		
	15,000,000.00			15,000,000.00		

	20,000,000.00			20,000,000.00		
	10,000,000.00			10,000,000.00		
	22,487,595.06			22,487,595.06		
	4,000,000.00			4,000,000.00		
	14,500,000.00			14,500,000.00		
	14,500,000.00			14,500,000.00		
	12,600,000.00			12,600,000.00		
	34,075,000.00			34,075,000.00		
	41,061,410.00			41,061,410.00		
	36,000,000.00			36,000,000.00		
	12,500,000.00			12,500,000.00		
	11,500,000.00			11,500,000.00		
	15,000,000.00			15,000,000.00		
	54,810,000.00			54,810,000.00		
	12,600,000.00			12,600,000.00		
	14,000,000.00			14,000,000.00		
		9,000,000.00		9,000,000.00		
		9,000,000.00		9,000,000.00		

		200,000,000.00		200,000,000.00		
		31,000,000.00		31,000,000.00		
		34,200,000.00		34,200,000.00		
		369,274,200.00		369,274,200.00		
		58,000,000.00		58,000,000.00		
		10,625,483.98		10,625,483.98		
		11,500,000.00		11,500,000.00		
	566,597,459.29	732,599,683.98		1,299,197,143.27		

2

	8,155,745 .69			1,180,519 .87					9,336,265 .56		
	11,756,35 1.15			-1,130,86 7.17				-10,625,4 83.98			
	19,912,09 6.84			49,652.70				-10,625,4 83.98	9,336,265 .56		
	19,912,09 6.84			49,652.70				-10,625,4 83.98	9,336,265 .56		

3

4

	593,587,357.32	504,561,844.76	652,003,710.35	565,710,882.04
	1,852,724.19		1,975,609.51	7,839.00
	595,440,081.51	504,561,844.76	653,979,319.86	565,718,721.04

5

	69,317,038.40	46,491,834.49
	49,652.70	1,019,339.42
		829,217.49
	9,712,222.22	12,577,240.21
	1,938,019.18	
	81,016,932.50	60,917,631.61

6

1



	-354,410.55	
	-1,287,940.07	
	1,452,312.44	
	-16,390.65	
	8,106,105.78	--

1

1

2

		/	/
	9.45%	0.26	0.26
	8.43%	0.24	0.24

3

1

2

3

4

2015